

**THE RIGHT TAPE FOR YOU**

CHOOSING THE RIGHT TAPE INCREASES PRODUCTIVITY AND SAVES MONEY.

---

**SCREEN PRINTING**



Visit us online at [SourceOne.Nazdar.com](http://SourceOne.Nazdar.com) for more information about our featured screen printing tape.

## WHY DOES IT MATTER?

**S**creen printers make numerous decisions every day to ensure a final product that's acceptable to the end-customer. Tape often gets overlooked in the process and what's available immediately becomes the tape of choice. Choosing the right tape for the application saves money and time and can alleviate headaches down the road.

Tapes with adhesion levels that are too high can leave residue and possibly damage your emulsion. Conversely, tapes with adhesion levels that are too low don't stick in critical applications.

## WHAT IS ADHESION LEVEL?

Adhesion level is a measurement of how sticky tape is.

To measure the adhesion level, a one inch wide piece of tape is rolled onto stainless steel with a 4.5 pound roller. The force it takes to remove the tape (measured at 300 millimeters per minute) is the adhesion level.

Adhesion level is usually measured in ounces per inch (oz/in).



## THE CHOICES






TYPE	FEATURES	USES
 <p><b>SPLIT TAPE</b></p>	<ul style="list-style-type: none"> <li>• Red areas have minimal adhesion; white areas have more adhesion</li> <li>• Leaves no residue</li> <li>• Adhesion: 15 oz/in</li> </ul>	<ul style="list-style-type: none"> <li>• Mask-out roller &amp; rigid aluminum frames</li> </ul>
 <p><b>FULL ADHESIVE TAPE</b></p>	<ul style="list-style-type: none"> <li>• Same as split tape but has all over adhesion</li> <li>• Leaves no residue</li> <li>• Adhesion: 15 oz/in</li> </ul>	<ul style="list-style-type: none"> <li>• Mask-out wood frames</li> <li>• Block-out registration marks, pinholes or entire images</li> </ul>
 <p><b>POLYETHYLENE TAPE</b></p>	<ul style="list-style-type: none"> <li>• Hand-tearable, flexible backing</li> <li>• Semi-permanent bond</li> <li>• Can leave residue</li> <li>• Adhesion: 26 oz/in</li> </ul>	<ul style="list-style-type: none"> <li>• Applications where chemically aggressive inks are used</li> </ul>
 <p><b>CLOTH TAPE</b></p>	<ul style="list-style-type: none"> <li>• Hand-tearable, cloth backing</li> <li>• Permanent bond</li> <li>• Adhesion: 75 oz/in</li> </ul>	<ul style="list-style-type: none"> <li>• Protect area where frame and mesh meet (on the print side of the frame)</li> <li>• Where permanent bond is needed and no plans to remove the tape</li> </ul>

## WHICH TAPE SHOULD I USE?

*key to remember*



Don't use more adhesion than you need to. Higher adhesion tapes tend to leave residue.

FRAME	INK					
						
Roller	Split Tape	Split Tape	Polyethylene	Split Tape	Polyethylene	
Rigid Aluminum	Split Tape	Split Tape	Polyethylene	Split Tape	Polyethylene	
Wood	Full Adhesive	Full Adhesive	Polyethylene	Full Adhesive	Polyethylene	

## PLAN NOW, SAVE LATER

Additional labor and chemicals to clean up the residue left by unnecessary high adhesion tapes is undesirable and can be costly.

There isn't a one-size-fits-all tape for the myriad screen printing applications. Some applications require higher adhesion levels than others. When planning which tape to use, choose a tape with appropriate adhesion for the application; not doing so will leave unnecessary residue that will make for an arduous clean-up. This results in time and money wasted. Planning ahead and stocking your shelves with the proper tapes for the right jobs will pay off.



## NAZDAR SOURCEONE

Nazdar SourceOne is the leading supplier of screen and digital printing equipment, inks and supplies. We maintain relationships with the world's foremost manufacturers, providing best-in-class technology and quality to specialty graphic printers in the United States, Mexico and Central America. With a network of 17 locations, we deliver localized inventory, superior customer service and expert technical support to the graphic, textile and industrial markets. Learn more at [SourceOne.Nazdar.com](http://SourceOne.Nazdar.com).