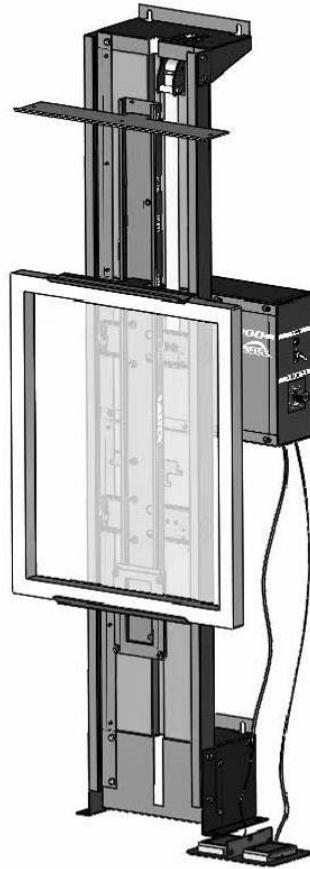




C-1000 Screen Coater

Assembly, Operating, and Maintenance Instructions



Vastex International, Inc.
 1032 N. Irving St.
 Allentown, Pa. 18109 USA
 Phone# 610 434-6004 Fax# 610 434-6607
 Web Site www.vastex.com

Authorized Representative in Europe:
 Certification Experts BV
 Nieuwstad 100 1381 CE Weesp,
 The Netherlands
 Tel : + 31 (0) 294 – 48 33 55
 Fax : + 31 (0) 294 – 41 46 87

	Pg #
• Safety	2
• Assembly/Operation	3-5
• Drive Chain	6
• Troubleshooting	7
• Warranty	8

Vastex E-mail assistance

Purchasing & Product Info:
sales@vastex.com

Electrical Support:
stech@vastex.com

Tech Support, Mechanical Setup, and Operation:
techsupport@vastex.com

Screen Printing Issues & Support:
printech@vastex.com

Serial Number: VTX_____ Date: ___/___/___

(Please log your machine's serial number and date of purchase for future reference.)

Safety Instructions

- The operator should read and understand the instruction manual before operating this equipment. Store instruction manual and safety instructions near equipment for easy access to operators.
- VASTEX Screen Coater is intended for the coating of screen printing screens. Do not use for any other purpose unless authorized by Vastex International, Inc. Use of this equipment for any other purpose can be dangerous and may cause damage to this equipment voiding the warranty.
- It is recommended that the area around this equipment be designated as a work area and only authorized employees are allowed in this area.
- Children and pets must be kept clear from the work area.
- Operator must be familiar with operation of the screen coater.
- Operator must not wear loose or dangling clothing or jewellery.
- Only qualified technicians should be allowed to make repairs on the VASTEX C-1000.

Maintenance

- 1) Every month, inspect the Screen Coater for loose bolts and tighten if necessary.
- 2) Every 2 months, a drop of machine oil should be applied to the wheels on the screen carriage, and the drive rack itself.
- 3) Every 3 months, electrical connections should be checked for tightness and any corrosion.

Power Info

- C-1000 requires a standard 5-15R receptacle and draws 1Amp.

Receptacle Configurations USA Versions



Placing your equipment into service and use

To place your C-1000 into service, and operate:

- 1.) Review and comprehend the entire manual.
- 2.) Follow steps 1 through 5 on pages 3,4, and 5 (Assembly/Operaton)

Stability information

This equipment is designed and expected to be stable during all foreseeable conditions, provided that the cautions and instructions in this manual are followed. Do not place any objects on moving parts except where approved.

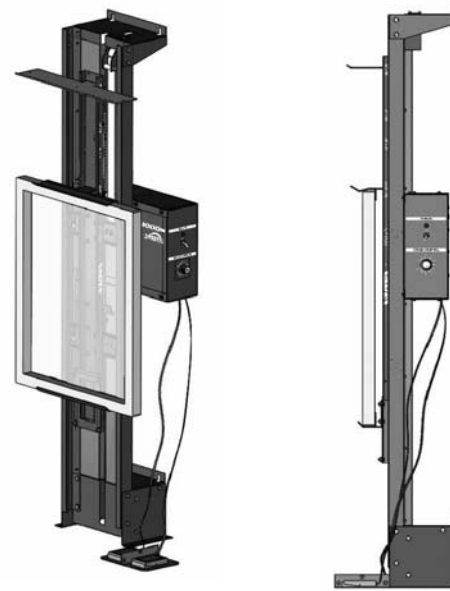
Safe transport, handling, and storage

This equipment is designed to be as safe as possible under all foreseeable conditions of transport, handling, and storage. Be certain to switch the equipment off, unplug it, and secure all moving parts if the machine is to be transported after installation. When handling your machinery, be aware of the following weights:

C-1000 55lb(25kg)

Assembly/Operation

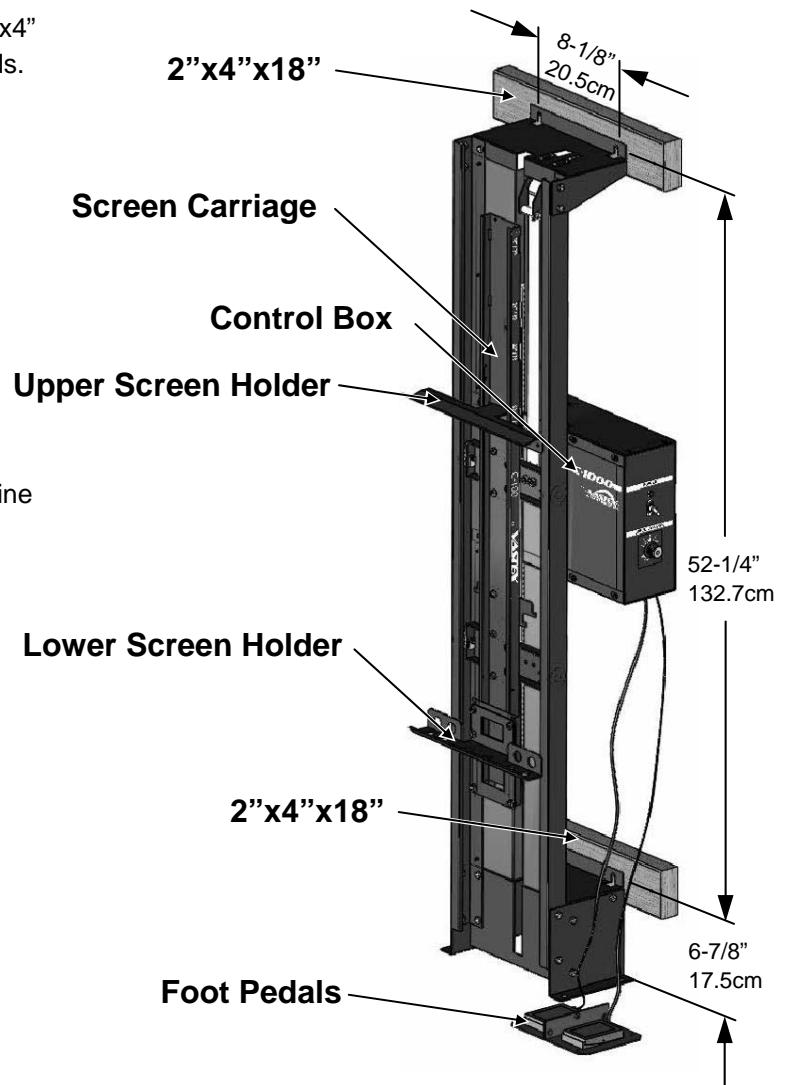
Each installation may be unique. Vastex recommends securely attaching your C-1000 to a wall or sturdy structure. Vastex supplies each C-1000 with various hardware to attach the unit to a wall. The method shown here is our recommendation.



1) Your C-1000 comes fully assembled from the factory.

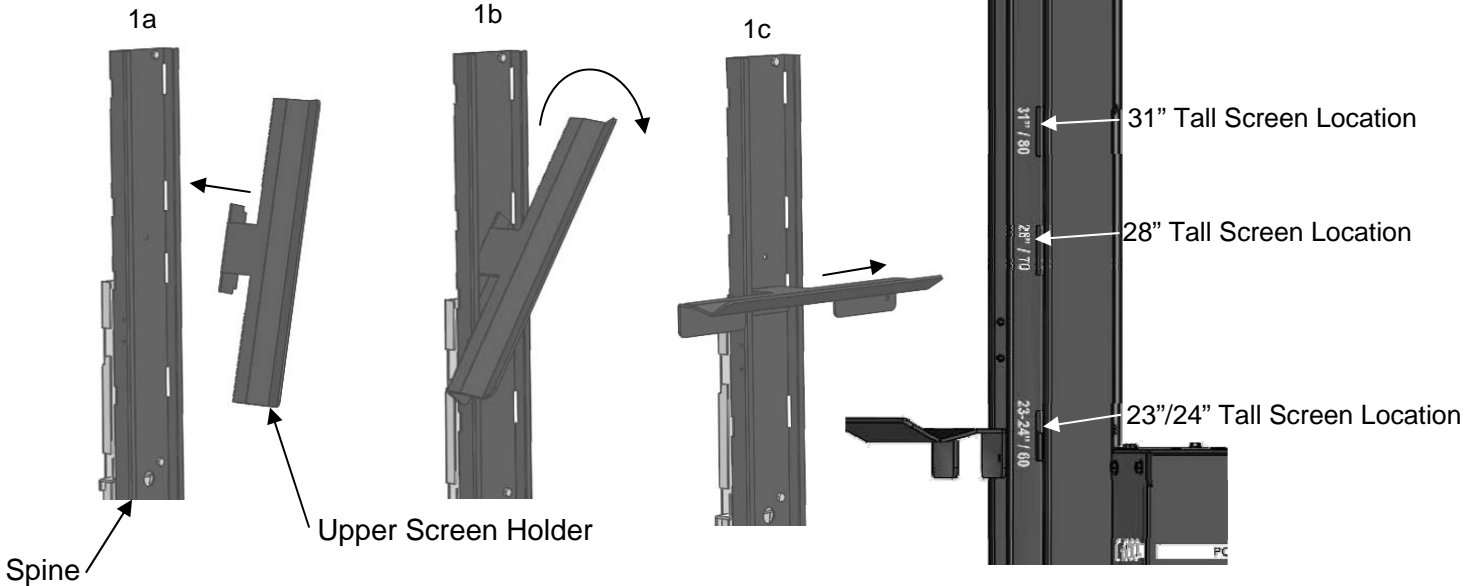
2) To put into use, mount the machine to a stable vertical surface. Most users will mount to a wall in their shop.
*Depending on distance between studs, an 18" long 2"x4" (or equivalent) should be added to bridge two wall studs.

3) Use standard wood screws to fasten the 2"x4" wood pieces to the wall. Use lagging screws to attach machine to the 2"x4" for a firm attachment.



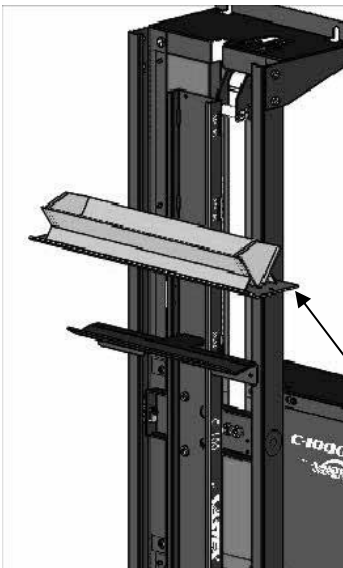
Assembly/Operation

1) Install Upper Screen holder at desired position as shown below. The Spine is marked to indicate which notch is used for each size screen.

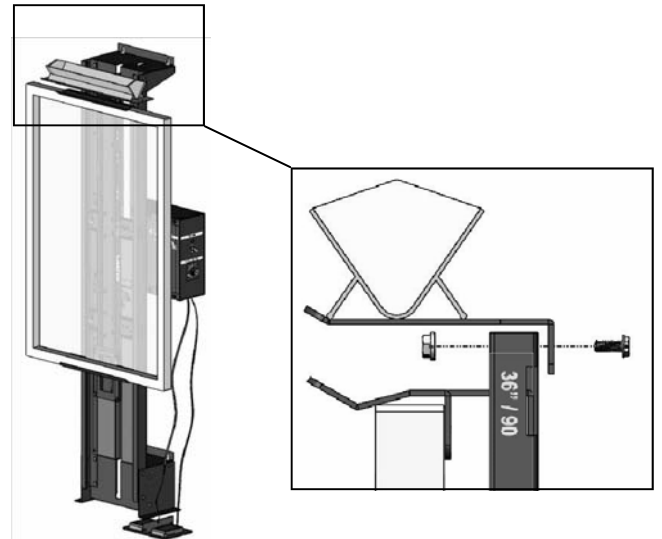


2) Install Scoop Coater Holder in the notch above the screen size you are using. The Scoop Coater Holder is installed the same as the Upper Screen Holder except for 36" tall screen.

For a 36" Tall screen, use (2) 10-32 x 1/2" Bolts and (2) 10-32 Serrated nuts to install at the top of the Spine.

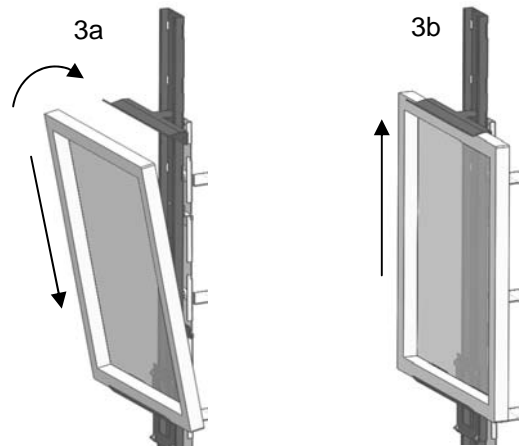


Scoop Coater Holder



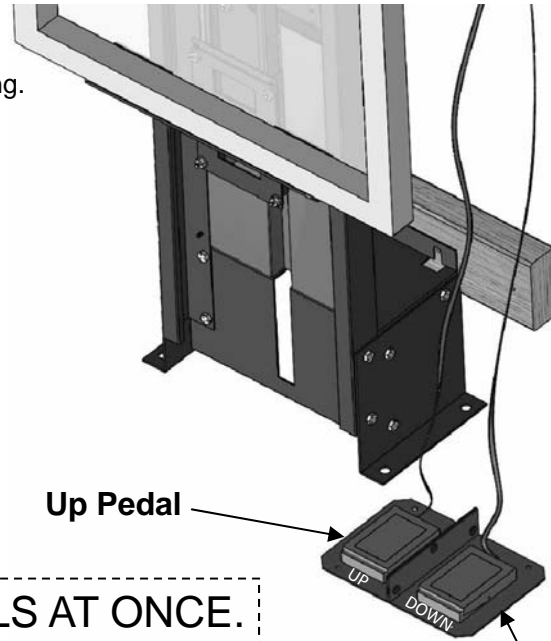
(Above) 25" x 36" Screen and Scoop Coater Holder installed.

3) To install a screen onto the C-1000, install the Upper Screen Holder at the appropriate position (See Step 1). Then push down on the Lower Screen holder with the bottom of the screen, pivot the screen in, and guide it into the Upper Screen Holder.



Assembly/Operation


- 4) Place operating pedals at a convenient location for the operator. Be sure not to pull the wires taunt when placing.



NEVER PRESS BOTH PEDALS AT ONCE.
THIS WILL CAUSE FUSES TO FAIL.

Up Pedal

Down Pedal



Power Light: Illuminated when machine is on.

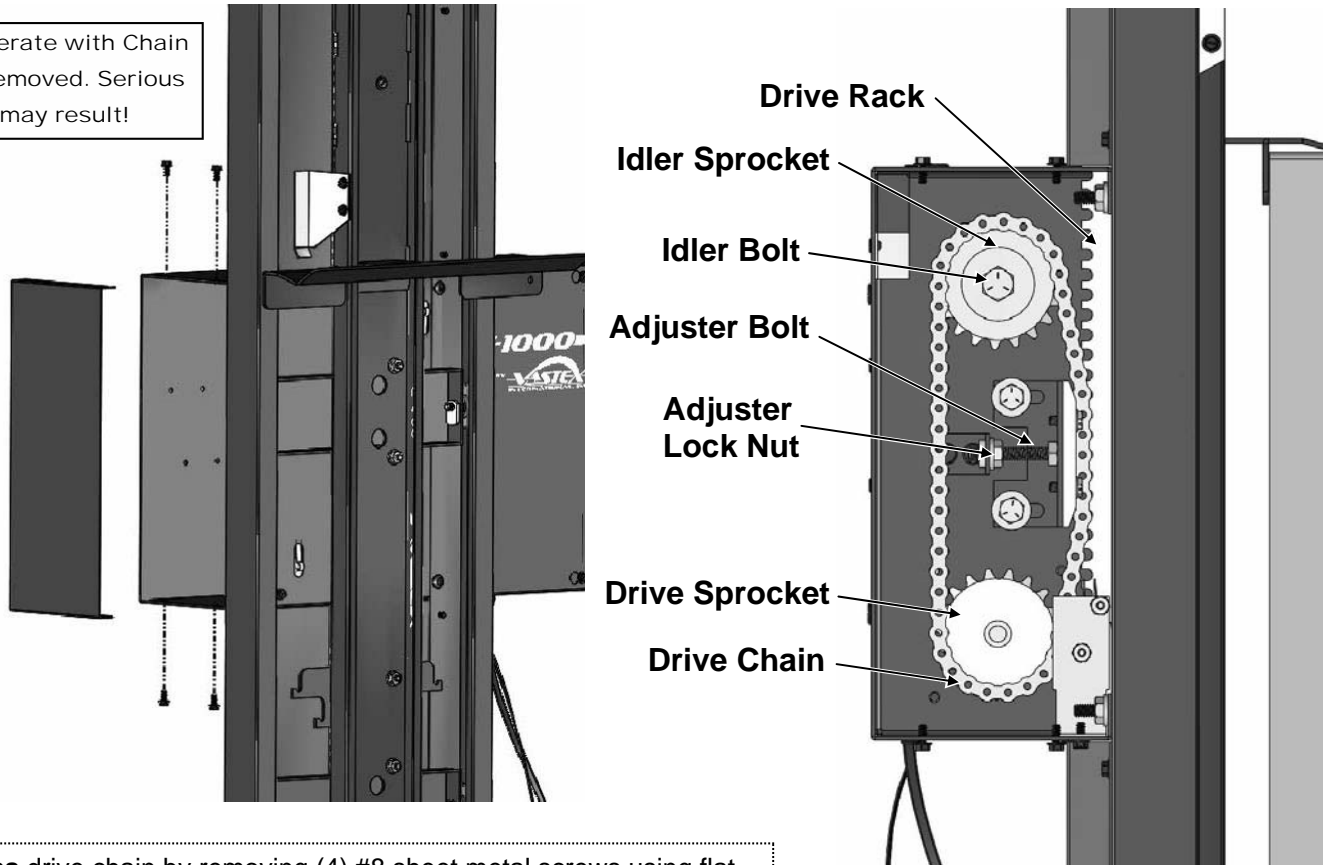
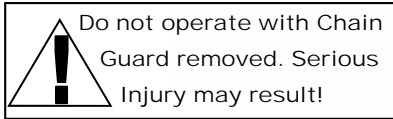
Power Switch: Turns on machine.

Speed Control: Controls speed of UP stroke only.
0=Slowest, 10=Fastest

- 5) After reading and comprehending this manual in it's entirety, plug the machine in to begin operation. See **Page 2** for electrical requirements.

Drive Chain

Caution! The machine must be unplugged before adjusting or checking the drive chain, or entering the control box. The red Power Light labeled "Power" must be off!!
A qualified electrician should perform any internal testing requiring power on!



Access drive chain by removing (4) #8 sheet metal screws using flat blade screwdriver or 1/4" Nut driver. Then remove Chain Guard.

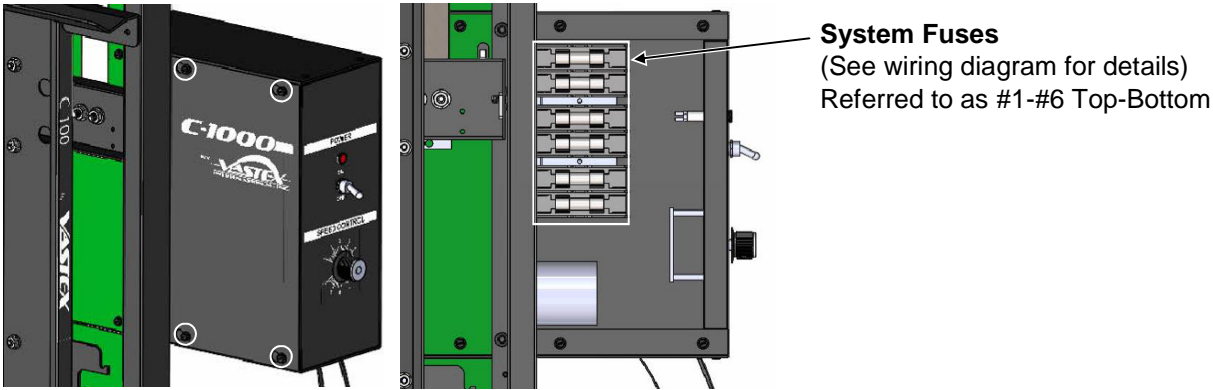
To set the engagement of the Chain: Loosen Adjust Lock Nut using a 7/16" open end wrench. Turn bolt, using 7/16" open end wrench, so that it pushes the chain closer to the Drive Rack. Adjust the Chain until there is a small amount of space between Drive Chain and Drive Rack. Around 1/32" (.8mm) is recommended.

To set the Chain Tension: Loosen Idler Bolt, slightly, using 1/2" socket wrench. Push Idler Sprocket upwards and hold firmly. Tighten Idler bolt well while holding Idler Sprocket in place. It may be necessary to remove a front cover to tighten Idler Bolt. Each front cover is attached with (2)#8 Sheet Metal Screws.

Drive Sprocket (checking): There are (2) Set Screws holding the drive sprocket onto the motor's shaft. These set screws should be checked periodically, depending on amount of use. Use a small 5/32" Allen wrench to tighten each set screw. The Screen Carriage will need to be manually moved up or down to check/tighten the Set Screws.

Troubleshooting

Screen Carriage does not move up or down: Check the fuses behind the right access panel on the control box. To access the fuses, loosen the (4)#8 Sheet Metal Screws, and slide the cover to the right, then off.

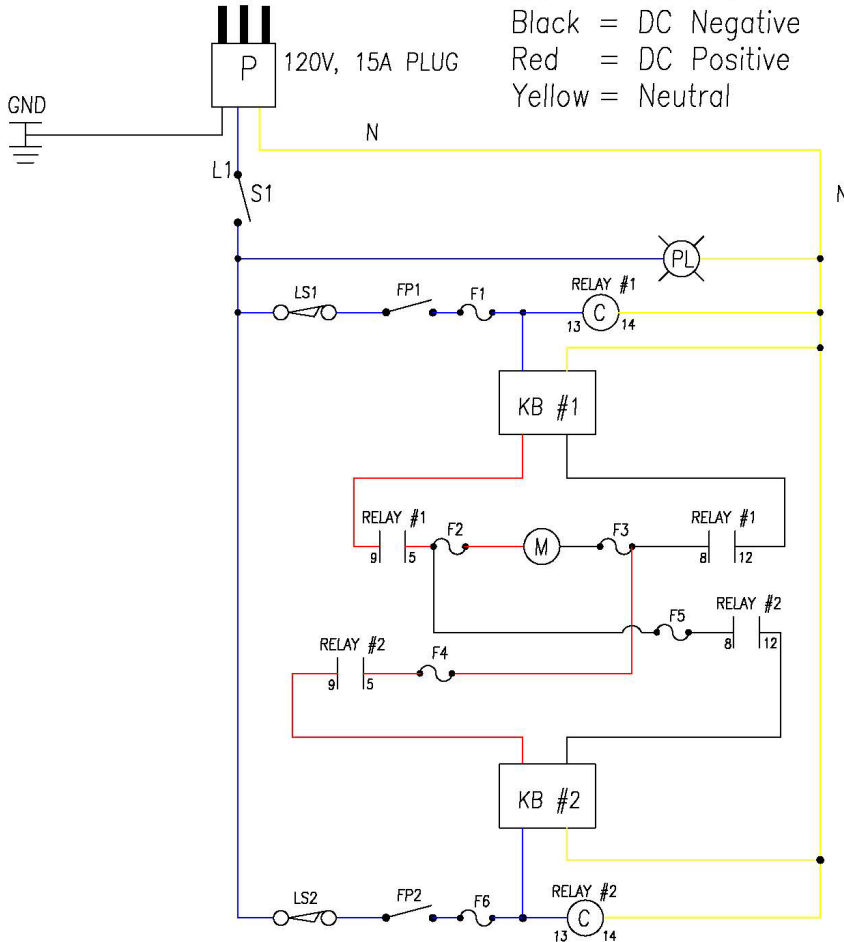


02-06-003

REVISIONS				
REV	DESCRIPTION	DATE	BY	APP'D

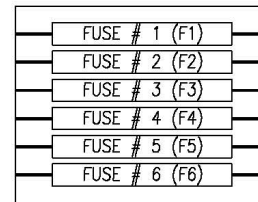
F.L.A.@120V = 1AMP

Blue = AC Power
 Black = DC Negative
 Red = DC Positive
 Yellow = Neutral



LEGEND

DESCRIPTION	PART NO.
KB#1, #2 - 90VDC MOTOR CONTROL	04-01-004
M - MOTOR 90VDC, 47RPM	04-02-059
RELAY #1, #2 - 5 AMP "ICE CUBE"	04-01-070
F1-F6 - FUSE 1A AGC	04-03-057
LS1, LS2 - LIMIT SWITCH	04-01-077
FP1, FP2 - FOOT PEDAL	04-03-168
P - POWER CORD	04-03-013
PL - MAIN POWER LIGHT	04-03-021
S1 - SYSTEM SWITCH	04-01-115



VIEW FROM FRONT OF CONTROL BOX

DRAWN		BY		DATE		CHECKED		APPROVED		TOLERANCES UNLESS OTHERWISE SPECIFIED			TITLE	
MJV	4/24/15									DECIMAL	±.010	±.015	±.032	C-1000 120V
										FRACTION	±1/16		SIZE	
										ANGLE	±1°		DRAWING NO.	
										125		SCALE: NONE	02-06-003	REV#
												SHEET 1 OF 1		

Vastex Warranty

Doc#01-00-005B Revised 04/10/12

(1) Vastex, hereinafter referred to as "seller" warrants only to its original "purchaser", who holds a copy of the original invoice and is the original end user of the equipment in question, its new equipment against defects in materials or workmanship on a pro-rated basis. Warranty period begins from date of shipment to the buyer and will only apply to customers paid in full. Warranty periods are as follows: one (1) year for E-1000, three (3) years for all other complete machines (including F-Flash), fifteen (15) years for infrared heaters (excluding F-Flash) installed by Vastex in a new dryer, three (3) years for replacement infrared heaters, and one (1) year for replacement parts. Rubber blankets, light bulbs and glass on exposure units are particularly subject to wear while in use. Wear is not covered by this warranty but as stated above only manufacturers defects are covered. All sales made through Vastex dealers must be certified by that dealer before a warranty replacement is issued.

(2) This warranty is expressly contingent upon the buyer delivering to seller, at the address below, with all transportation charges prepaid, the part or parts claimed to be defective within the above mentioned warranty periods stated in paragraph one. The defective part or parts will be repaired or replaced at the discretion of Vastex International, Inc. If the equipment in question is less than one (1) year old, it will be shipped to the customer at no charge, with an RGA issued by Vastex for the defective part. The defective part must be shipped back to Vastex freight prepaid within 30 days or the account will be billed. If the equipment is more than a year old, the part will be shipped after we receive the defective part. If it's necessary to expedite the movement of parts and to minimize down time to the buyer, the replacement part shall be supplied on a C.O.D. basis. If testing and analysis of said part by the seller or its supplier discloses that said part is defective, the cost of said part will be refunded to the buyer on a prorated basis.

(3) Except as otherwise provided herein, the equipment is being sold "as-is". Final determination of the suitability of the equipment for the use contemplated by the buyer, is the sole responsibility of buyer, and seller shall have no responsibility in connection with the suitability.

(4) All warranties implied by law, including the implied warranties of merchantability and fitness are hereby limited to workmanship and defective parts to a warranty period stated in paragraph one. The express warranty and remedies contained herein and such implied limited warranties are made solely to the sole warranties and remedies and are in lieu of all other warranties, guarantees, agreements, and other liabilities, whether express or implied, and all other remedies for breach of warranty or any other liability of seller, in no event shall seller be liable for consequential damages.

No person, agent, distributor, or service representative is authorized to change, modify or extend the terms hereof in any manner whatsoever.

These terms and conditions are an essential part of the transaction between the parties and constitute the entire agreement between them with respect to the same.

Some states do not allow limitation on how long an implied warranty lasts of the exclusion or limitation of incidental, or consequential damages, so the above limitation may not apply to you.

This warranty gives you specific legal rights, and you may also have other rights which vary from state to state.

Infrared heaters are the only replacement parts covered for a period of (3) years from date of shipment and contingent to receipt of payment in full.

Electrical components cannot be returned once installed unless proven defective.

Please refer to doc. 01-00-015 for specific terms and conditions of sale and the limited warranty.

Please refer to doc. 01-00-017 for V-2000HD printer warranty.

Updates: V1000 to 3 year warranty 01/09/12, Heater warranty to 15 years 01/02/2012.

TERMS AND CONDITIONS OF SALE AND LIMITED WARRANTY Doc.#01-00-015

- Buyer's order will constitute an offer in accordance with the terms hereof and such offer, upon acknowledgment of Seller, will constitute the agreement between Buyer and Seller. Buyer's order after such acknowledgment by Seller will not be subject to cancellation, change or reduction in amount, or suspension by Buyer of deliveries, unless prior to such action Buyer has obtained Seller's written consent. Notwithstanding anything to the contrary in Buyer's Purchase Order or other communications, the parties agree to be bound by these Terms and Conditions. Acceptance of the product by the Buyer shall be deemed to constitute unconditional acceptance of these Terms and Conditions.
- Any of these terms, conditions and provisions of Buyer's order which are inconsistent with Seller's acknowledgment and these Terms and Conditions of Sale shall not be binding on the Seller and shall be considered not applicable to any sale so made. No waiver, alteration or modification of any of the provisions on either side of the document shall be binding upon Seller unless agreed to in writing by Seller.
- All prices are F.O.B. Seller's Plant and method of delivery and routing shall be at Seller's discretion, unless specifically otherwise stated herein. Notwithstanding any agreement to pay freight, delivery of products purchased hereunder to a common carrier or licensed trucker shall constitute delivery to Buyer and be determinative of the date and time of shipment and all risk of loss or damage in transit shall be borne by Buyer. If the Buyer fails to accept the goods from the common carrier or licensed trucker, the Seller shall be entitled to claim payment from the Buyer. Seller shall arrange for storage, the risk and the cost, including insurance costs, to be borne by the Buyer (and Buyer agrees to pay such amounts upon demand) except if the failure to accept delivery is due to any of the exceptions noted in Paragraph 4.
 - Terms of payment shall be as stated on invoice.
- It is understood that deliveries will be made in accordance with Seller's regular production schedule. Every reasonable effort will be made to meet the Buyer's required delivery dates but Seller will not be liable for damages or be deemed to be in default by reason of any failure to deliver or delay in delivery due to any preference, priority, allocation or allotment order issued by the Government, whether Federal, State or local, or causes beyond its control including but not limited to, Acts of God or a public enemy, acts of Government, fires, floods, epidemics, quarantine restrictions, strikes, lockouts, freight embargoes, severe weather, unavailability of materials or shipping space, delays of carriers or suppliers or delays of any subcontractors. Should delay in delivery be caused by any of the circumstances mentioned in this paragraph, such extension of the delivery period shall be granted as is reasonable under the circumstances of the case. Should delay be caused by an event not specifically mentioned in this paragraph, damages will be limited to cancellation of the purchase order without penalty, and refund of any monies deposited or prepaid on the purchase order with no liability for any consequential or incidental damages.
- Seller reserves the right to increase the prices prior to Seller's acceptance of order and/or after expiration of any price quoted by Seller.
- Unless otherwise stated in writing, Seller's prices do not include sales, excise, value-added or other taxes. Consequently, in addition to the price specified herein, the amount of any present or future sales, use, excise, value-added or other tax applicable to the manufacture, sale, purchase or use of the products hereunder shall be paid by Buyer, or in lieu thereof, Buyer shall provide Seller with a valid tax exemption certificate acceptable to the taxing authorities.
- Seller reserves the right, at any time, to revoke any credit extended to Buyer because of Buyer's failure to pay for any products when due or for any other reason deemed good and sufficient by Seller and in such event, all subsequent shipments shall be paid for prior to at delivery at Seller's option.
- SELLER'S LIABILITY SHALL BE LIMITED TO SELLER'S STATED SELLING PRICE PER UNIT OF ANY DEFECTIVE GOODS AND SHALL IN NO EVENT INCLUDE BUYER'S MANUFACTURING COSTS, LOST PROFITS, GOODWILL, OR ANY OTHER SPECIAL, INDIRECT, INCIDENTAL OR CONSEQUENTIAL DAMAGES, ARISING OUT OF THE AGREEMENT, THIS CONTRACT, THE SALE OF THE PRODUCTS TO THE BUYER OR THE USE OR THE PERFORMANCE OF THE PRODUCTS. Seller may at its discretion repair, replace or give the Buyer credit (pro-rated) for such defective products.
 - Notwithstanding anything herein to the contrary, Seller shall have no liability for alleged defects with the products which are not specified in written notice from the Buyer to the Seller within thirty-six (36) months from the date of shipment of machines. Seller shall pass to Buyer any warranty received by Seller from the manufacturer of Limited Life Components, which in most cases is 12 to 18 months.
 - Seller shall have no liability under this Limited Warranty unless Buyer has paid in full for the products. Further, this Limited Warranty is expressly contingent on Buyer's delivery to Seller, all costs prepaid, the defective part(s) within thirty-six (36) months of shipment to Buyer, together with a written statement specifying the alleged defect(s). Any replacement part(s) shall be shipped to Buyer on a C.O.D. basis.
 - SELLER SPECIFICALLY EXCLUDES ALL WARRANTIES, EXPRESSED, IMPLIED OR OTHERWISE, EXCEPT AS STATED EXPLICITLY IN THESE TERMS AND CONDITIONS OF SALE. SELLER DISCLAIMS THE WARRANTY OF MERCHANTABILITY AND FITNESS FOR A PARTICULAR PURPOSE.
- The remedies herein reserved by Seller shall be cumulative and in addition to any other legal remedies. No waiver of a breach of any portion of this contract shall constitute a waiver of continuing or future breach of such provision or of any other provisions hereof.
- These Terms and Conditions constitute the entire agreement of the parties. No amendments, changes, revisions or discharges hereof in whole or in part shall have any force or effect unless set forth in writing and signed by the parties hereto. This contract shall not be assignable by Buyer voluntarily by operation of law or otherwise without Seller's written consent.
- This contract shall be governed and shall be construed according to the domestic laws of the Commonwealth of Pennsylvania.
- Anything herein to the contrary notwithstanding, any action for alleged breach by Seller of the contract between the parties, including but not limited to any action for breach of the warranties herein set forth, shall be barred unless commenced by Buyer within one (1) year from the date such cause of action accrued.
- This agreement shall inure to the benefit of and be binding upon the parties hereto, their respective successors and permitted assigns.
- All notices required by this contract to be given by either party shall be sent in writing or by facsimile and shall be addressed to the last known address of such other party. Notices shall be deemed to have been received on the fifth business day following deposit in the mail.**