



10750 Irma Dr. Suite 11


Northglenn, CO 80233

1-800-624-4381

Livingstonsystems.com

sales@livingstonsystems.com

QUICK GUIDE FOR THE TUCLOC® DUAL SLEEVE PLATEN (EPSON F2000 SPECIFIC)



The Livingston Systems TucLoc® Dual Sleeve Platen for Epson's Sure Color F2000 printer uses the 16X20 template in Garment Creator. There is no specific template for the Dual Sleeve but that does not limit what can be printed.

The Dual Sleeve Platen should be loaded with the platens extending toward the user, away from the machine. The Livingston Systems Logo should be right-side up and readable if loaded correctly.

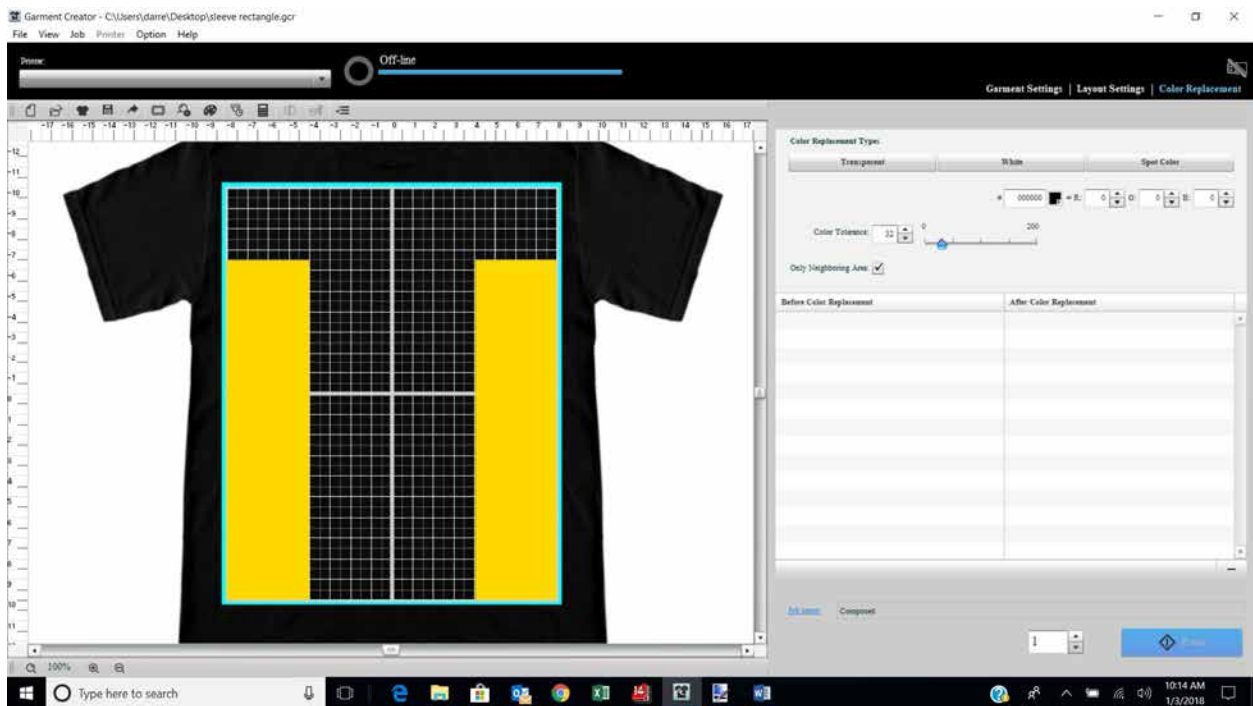
OPTIONAL RISERS:

There are sets of two holes at each end of the platen. These are for optional drop-in 4x4.5" risers. They are useful for keeping seams on short sleeves, onesies, collars, etc. below the printing plane.



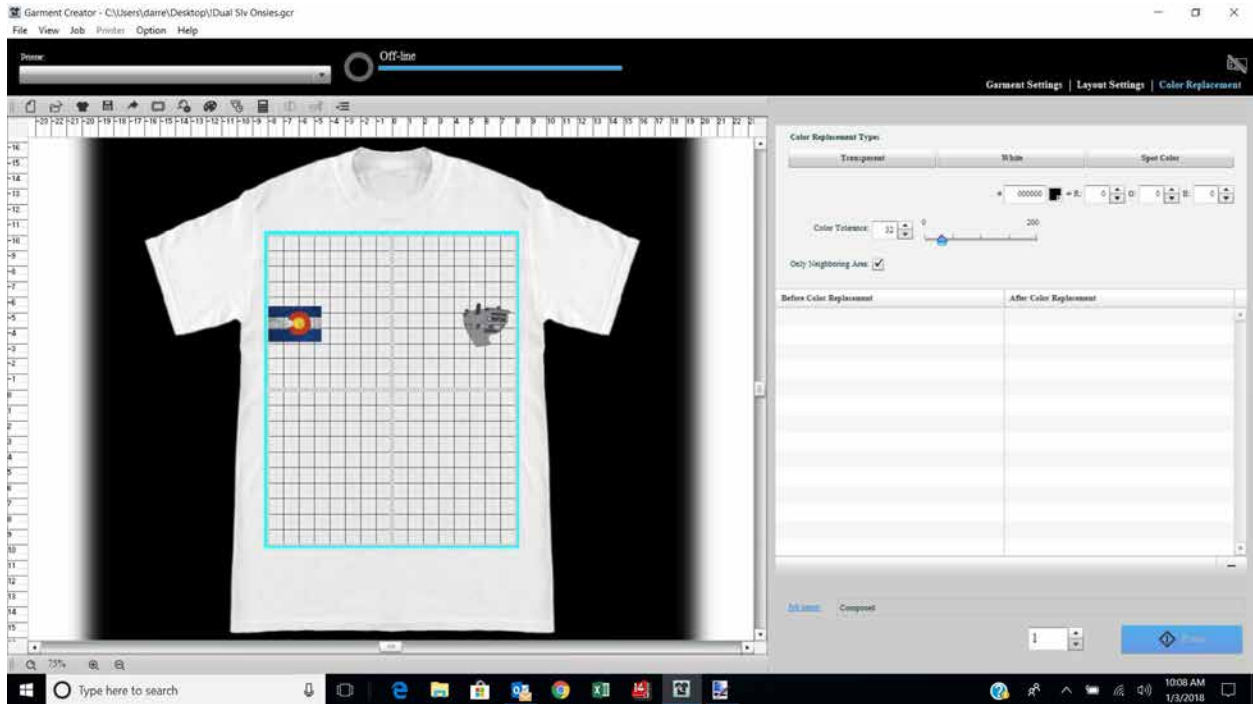
GARMENT CREATOR:

The Dual Sleeve Platen has two printing surfaces, each 4" wide by 16.5" long. The screenshot below shows the location and orientation of the printable area within the 16x20 template.

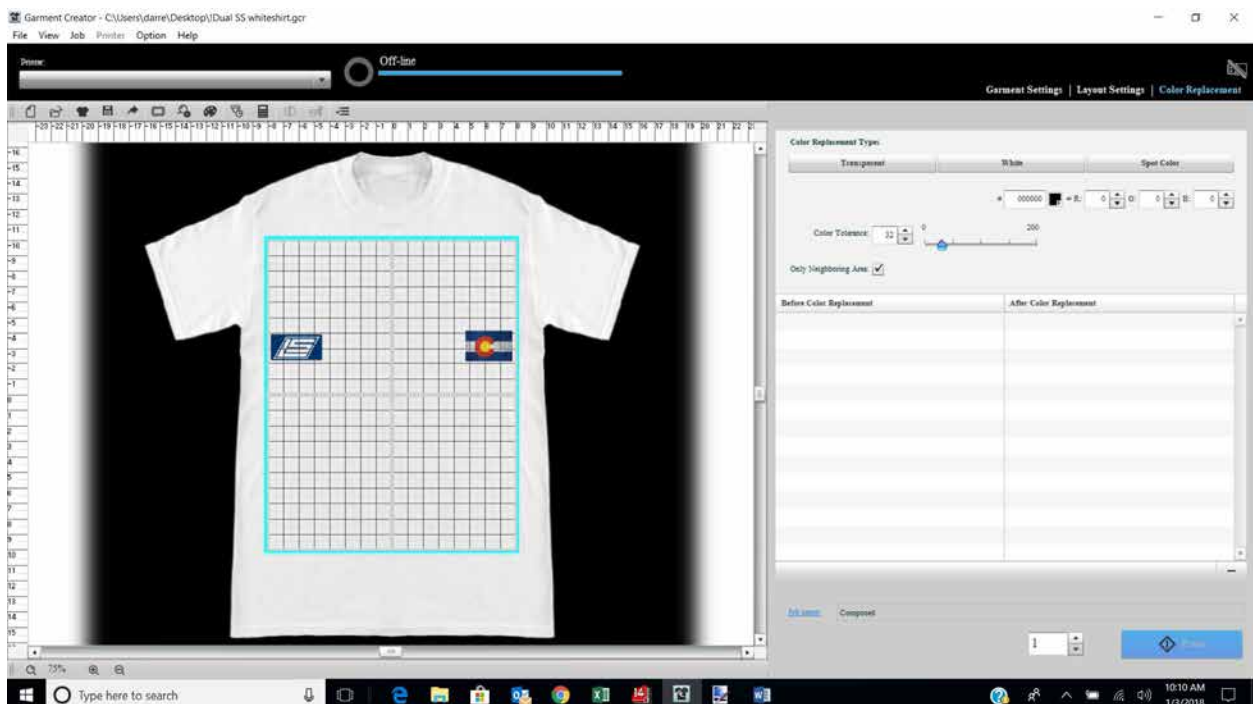


EXAMPLE GARMENT CREATOR JOBS:

The below screenshot shows two images placed at the front ends of the dual sleeve platen. The images are upside-down in this job due to how this garment is to be loaded. This job was printed on onesies with the neck opening threaded onto the end of the platen with the optional risers to lower the neck seam.



Below shows a short-sleeve job printing where the sleeve opening is threaded onto the ends of the platen.



THIS PRODUCT IS BROUGHT TO YOU BY



VISIT US ONLINE
SourceOne.Nazdar.com

CALL US
888-578-5713

© 2019 Nazdar. All Rights Reserved.
Specifications subject to change without notice.